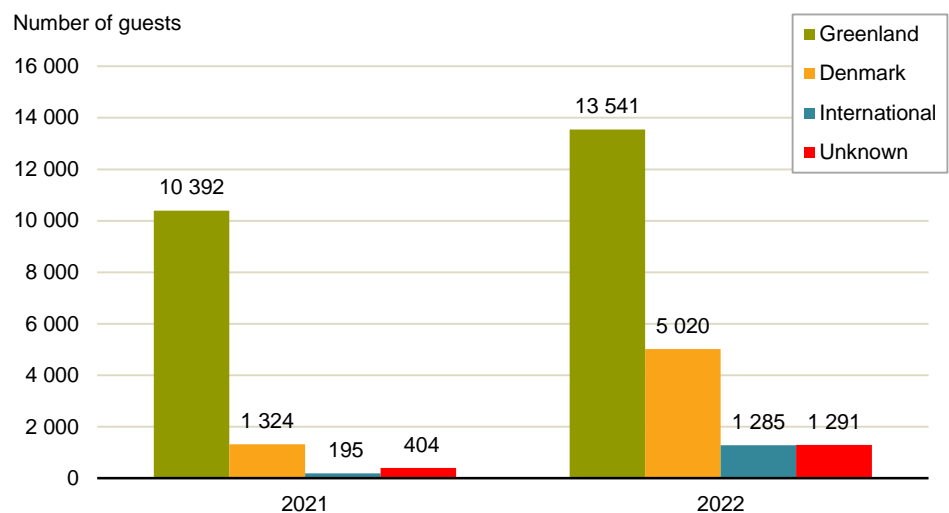


Hotels guests and overnight stays in the 1st quarter of 2022

The 1st quarter 2022 count of hotel guests and overnight stays, showed an increase in the number of guests and an increase in overnight stays in all of Greenland compared to the 1st quarter of 2021.

In the 1st quarter of 2022 there were a total of 21,137 hotel guests and 57,169 overnight stays across the 58 hostels and other tourist accommodations in Greenland that Statistics Greenland receive reports from. The number of overnight guests saw an increase of 71.6 pct. Whereas the number of overnight stays saw a rise of 40.0 pct., as compared to the same period of 2021.

Figure 1. Number of guests, 1st quarter 2021-2022



Source: Statistics Greenland – see the figures in the Stat bank bank.stat.gl/TUEHOT

Table 1. Number of guests, 1st quarter 2021-2022

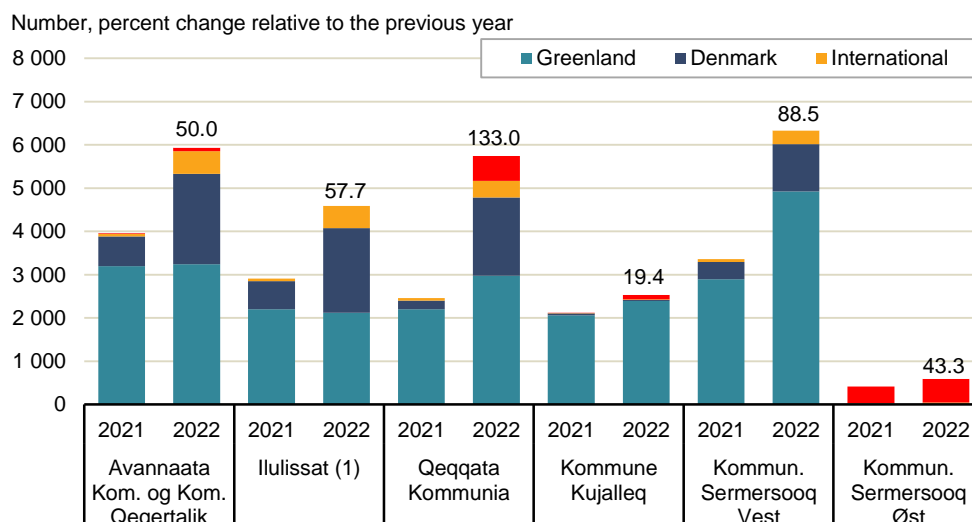
	2021	2022	% variation
Greenland	10,392	13,541	30.3
Denmark	1,324	5,020	279.2
International	195	1,285	559.0
Unknown	404	1,291	219.6
Total	12,315	21,137	71.6

Source: Statistics Greenland – see the figures in the Stat bank bank.stat.gl/TUEHOT

Number of guests in the 1st quarter of 2022

The number of overnight guests rose by 71.6 pct. compared to 2021. The biggest change was seen in Qeqqata Kommunia where the number of overnight guests rose by 133.0 pct.

Figure 2. Number of guest by region, 1st quarter 2021-2022



Source: Statistics Greenland – see the figures in the Stat bank bank.stat.gl/TUEHOT

(1) Ilulissat is counted as part of Qaasuitsup Kommunia.

International: includes guest resident in foreign countries.

Overnight stays

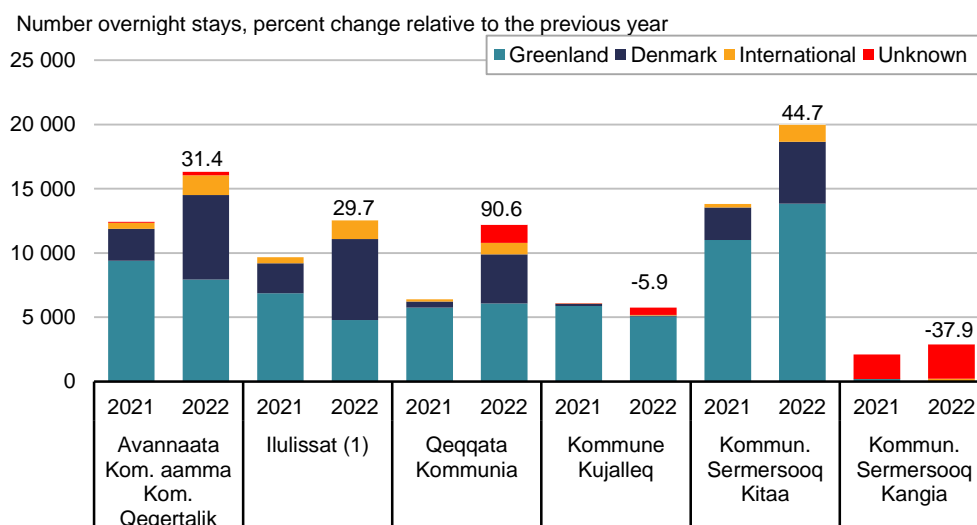
The number of overnight stays in the 1st quarter of 2022 saw an increase of 40.0 pct. compared to 2021. The biggest change was in Qeqqata Kommunia where the number of overnight stays increased by 90.6 pct.

Table 2. Number of overnight stays, 1st quarter 2021-2022

	2021	2022	% variation
Greenland	32,266	32,927	2.0
Denmark	5,642	15,305	171.3
International	944	4,003	324.0
Unknown	1,994	4,934	147.4
Total	40,846	57,169	40.0

Source: Statistics Greenland – see the figures in the Stat bank bank.stat.gl/TUEHOT

Figure 4. Number of overnight stays by region, 1st quarter of 2021-2022



Source: Statistics Greenland – see the figures in the Stat bank bank.stat.gl/TUEHOT

(1) Ilulissat is counted as part of Qaasuitsup Kommunia.

International: includes guest resident in foreign countries.

Remarks

Statistics Greenland receives data from most of the accommodations in Greenland, and for the biggest hotels. The figures are preliminary and they might change when *Statistics Greenland* receive missing reports or corrections.

Statistics Greenland has a continuously collaboration with Visit Greenland in regards to uncovering the total bed capacity in Greenland. This includes continuous detection of new accommodations and hotels. The estimated share of covered bed capacity can be seen in table a1.

Table A1. Covered bed capacity 1st quarter 2022

	Avannaata Kom. and Kom. Qeqertalik	Ilulissat (1)	Qeqqata Kommunia	Kommune Kujalleq	Kommun. Sermersooq West	Kommun. Sermersooq East	Total
Covered bed capacity	67,340	47,138	42,406	38,038	66,430	22,204	283,556
Total bed capacity	78,078	52,780	48,958	39,403	78,351	23,478	321,048
Pct covered	86	89	87	97	85	95	88

Source: Statistics Greenland and Visit Greenland

Small corrections have been made in the 2017 – definitions of the “*Unknown*” and “*Other countries*” categories, as compared to earlier years. In previous data releases, guests with unknown residency are included in “*Other countries*”. As of 2017, the “*Unknown*” category is used for guests with unknown residency.

Percentage of estimates

Due to reports late arrival, there are approx. 3.8 pct. of the guests and 4.8 pct. of the overnights estimated based on figures for the same period 2021. The existing estimation algorithm has been reworked based on learnings from the COVID-19 counts.

Signatur forklaring:

- ... Oplysninger foreligger ikke
- .. Oplysninger for usikre til at angives eller diskretionshensyn
- . Tal kan efter sagens natur ikke forekomme
- 0 Mindre end halvdelen af den anvendte enhed
- Nul
- * Foreløbigt eller anslået tal

Simon Westmann
E-mail: siwe@stat.gl

Tourism

Grønlands Statistik
Postboks 1025 · 3900 Nuuk
Tlf.: +299 34 57 70 · Fax: +299 34 57 90
www.stat.gl · e-mail: stat@stat.gl

