

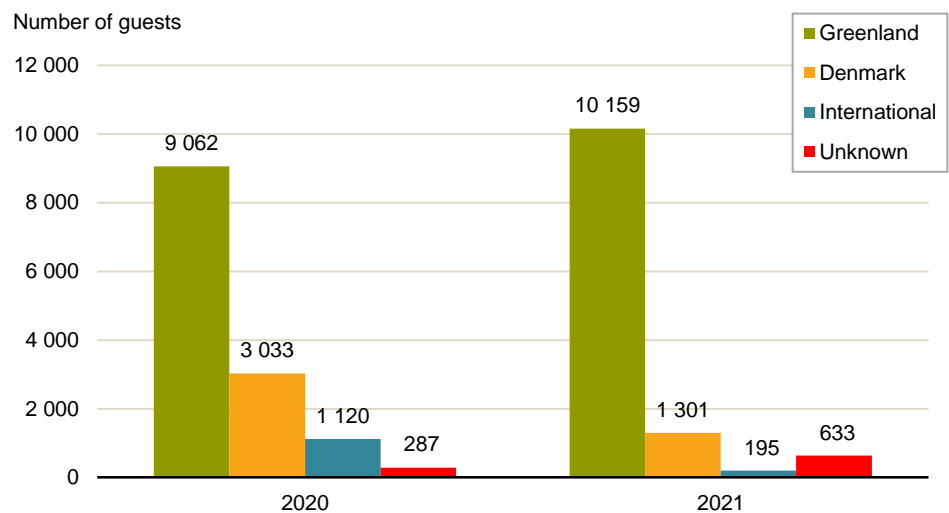
Hotels guests and overnight stays in the 1st quarter of 2021

Overview

The 1st quarter 2021 count of hotel guests and overnight stays, showed a decline in the number of guests and an increase in overnight stays in all of Greenland compared to the 1st quarter of 2020.

In the 1st quarter of 2021 there were a total of 12,288 hotel guests and 41,346 overnight stays across the 51 hostels and other tourist accommodations in Greenland that Statistics Greenland receive reports from. The number of overnight guests saw a fall of 9.0 pct. Whereas the number of overnight stays saw a rise of 6.6 pct., as compared to the same period of 2020.

Figure 1. Number of guests, 1st quarter 2020-2021



Source: Statistics Greenland – see the figures in the Stat bank bank.stat.gl/TUEHOT

Table 1. Number of guests, 1st quarter 2020-2021

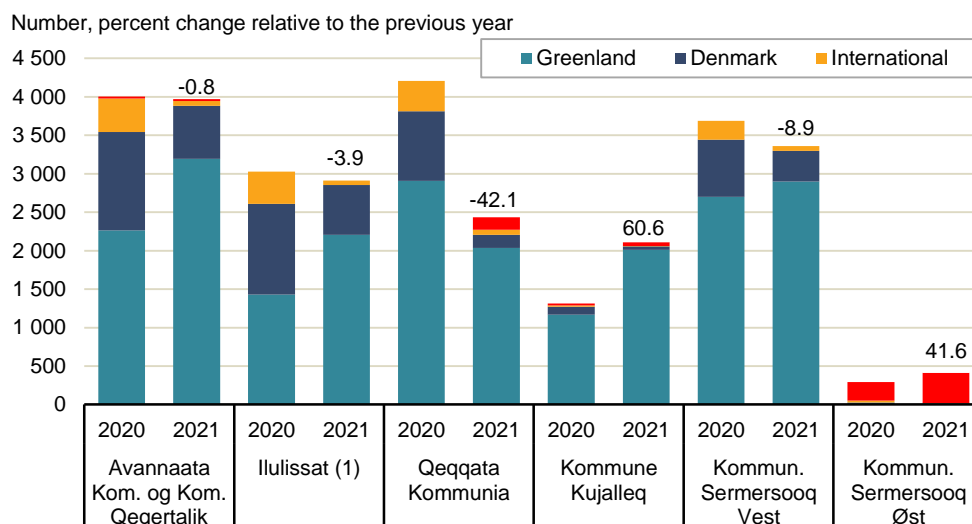
	2019	2020	% variation
Greenland	9,062	10,159	12.1
Denmark	3,033	1,301	-57.1
International	1,120	195	-82.6
Unknown	287	633	120.6
Total	13,502	12,288	-9.0

Source: Statistics Greenland – see the figures in the Stat bank bank.stat.gl/TUEHOT

Number of guests in the 1st quarter of 2021

The number of overnight guests fell by 9.0 pct. compared to 2020. The biggest change were seen in Kommune Kujalleq where the number of overnight guests rose by 60.6 pct.

Figure 2. Number of guest by region, 1st quarter 2020-2021



Source: Statistics Greenland – see the figures in the Stat bank bank.stat.gl/TUEHOT

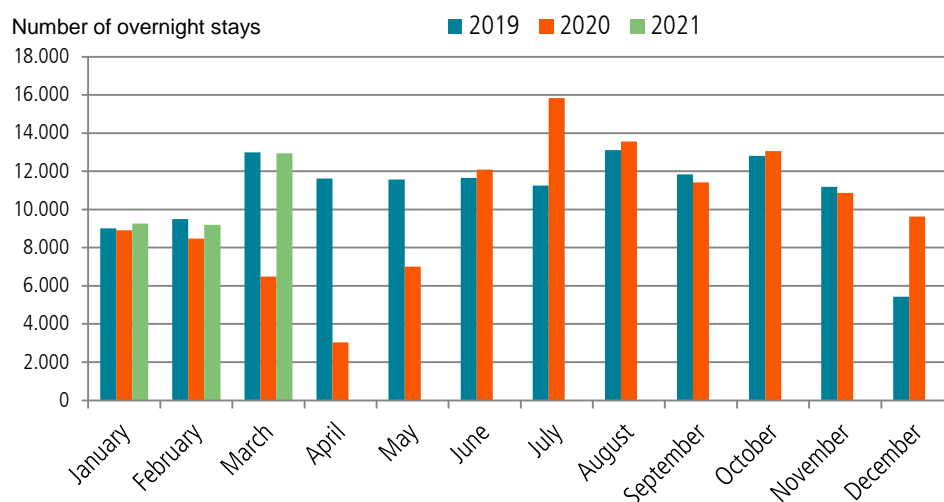
(1) Ilulissat is counted as part of Qaasuitsup Kommunia.

International: includes guest resident in foreign countries.

Overnight stays in 2019-2021

The number of overnight stays by people with Greenlandic residence in the 1st quarter of 2021, were back to the level of 2019.

Figure 3. Over night stays by people with Greenlandic residence, 2019-2021



Source: Statistics Greenland – see the figures in the Stat bank bank.stat.gl/TUEHOT

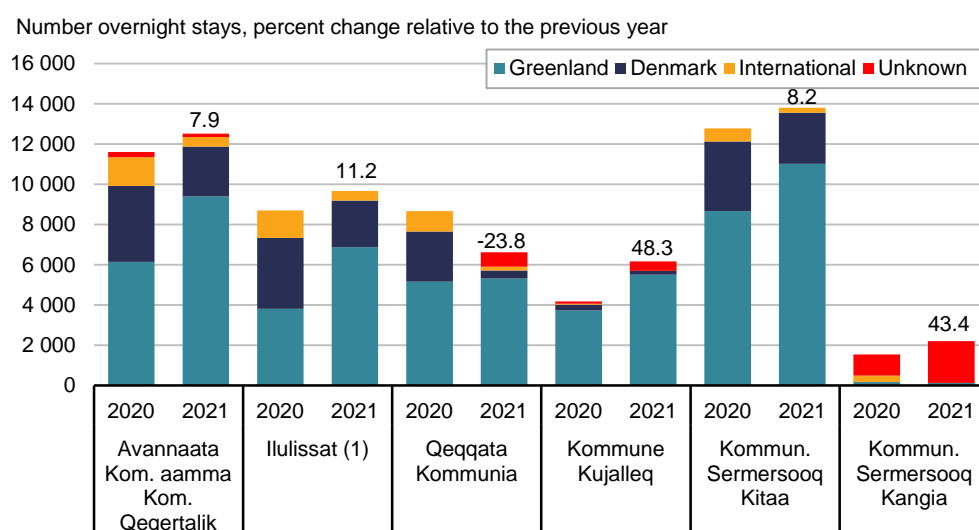
Table 2. Number of overnight stays, 1st quarter 2020-2021

	2019	2020	% variation
Greenland	23,861	31,393	31.6
Denmark	10,047	5,582	-44.4
International	3,438	944	-72.5
Unknown	1,423	3,427	140.8
Total	38,769	41,346	6.6

Source: Statistics Greenland – see the figures in the Stat bank bank.stat.gl/TUEHOT

The number of overnight stays in the 1st quarter of 2021 saw an increase of 6.6 pct. compared to 2020. The biggest change was in Kommune Kujalleq where the number of overnight stays increased by 48.3 pct.

Figure 4. Number of overnight stays by region, 1st quarter of 2020-2021



Source: Statistics Greenland – see the figures in the Stat bank bank.stat.gl/TUEHOT

(1) Ilulissat is counted as part of Qaasuitsup Kommunua.

International: includes guest resident in foreign countries.

Remarks

Statistics Greenland receives data from most of the accommodations in Greenland, and for the biggest hotels. The figures are preliminary and they might change when *Statistics Greenland* receive missing reports or corrections.

Statistics Greenland has a continuously collaboration with Visit Greenland in regards to uncovering the total bed capacity in Greenland. This includes continuous detection of new accommodations and hotels. The estimated share of covered bed capacity can be seen in table a1.

Table A1. Covered bed capacity 1st quarter 2021

	Avannaata Kom. and Kom. Qeqertalik	Ilulissat (1)	Qeqqata Kommunua	Kommune Kujalleq	Kommun. Sermersooq west	Kommun. Sermersooq east	Total
Covered bed capacity	66,600	46,620	41,940	37,620	43,740	21,960	258,480
Total bed capacity	77,220	52,200	48,420	38,970	58,050	23,220	298,080
Pct covered	86%	89%	87%	97%	75%	95%	86%

Source: Statistics Greenland and Visit Greenland

Small corrections have been made in the 2017 – definitions of the “*Unknown*” and “*Other countries*” categories, as compared to earlier years. In previous data releases, guests with unknown residency are included in “*Other countries*”. As of 2017, the “*Unknown*” category is used for guests with unknown residency.

Due to reports late arrival, there are approx. 3.0 pct. of the guests and 5.1 pct. of the overnights estimated based on figures for the same period 2020. The

existing estimation algorithm has been reworked based on learnings from the COVID-19 counts.

Signatur forklaring:

- ... Oplysninger foreligger ikke
- .. Oplysninger for usikre til at angives eller diskretionshensyn
- . Tal kan efter sagens natur ikke forekomme
- 0 Mindre end halvdelen af den anvendte enhed
- Nul
- * Foreløbigt eller anslået tal

Eventuel henvendelse

Simon Westmann

E-mail: siwe@stat.gl

Tourism

Grønlands Statistik
Postboks 1025 · 3900 Nuuk
Tlf.: +299 34 57 70 · Fax: +299 34 57 90
www.stat.gl · e-mail: stat@stat.gl

