

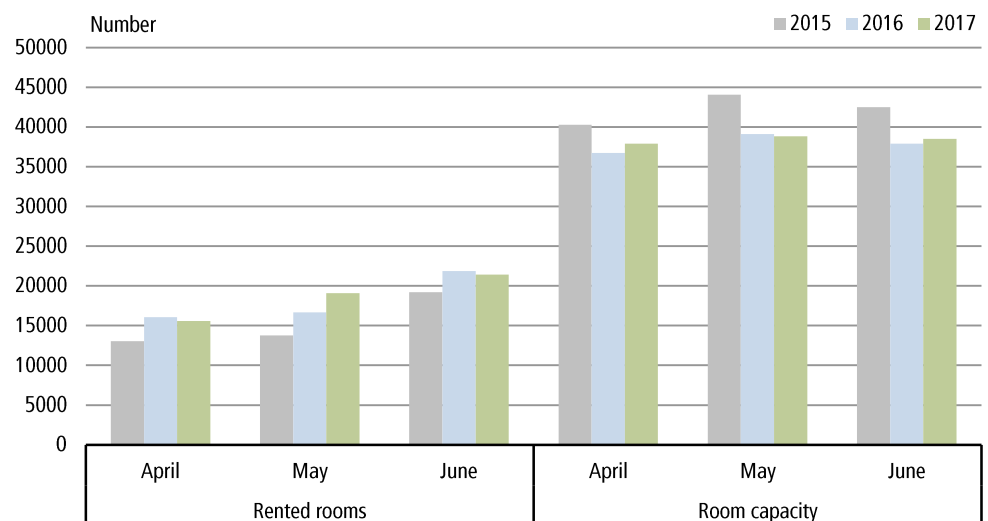
Overnight stays

Room capacity in 2nd quarter of 2017

As of 2017, more accommodations have been added to the accommodation statistics. This also means that there has been a minor adjustment of closed accommodations. It will affect the statistics in comparisons with previous years and hence there will be increases in the overnight statistics that are partly artificial and factual.

The size of room capacity is less susceptible to these changes, as the accommodations adjust their capacity according to demand.

Figure 1. Rented rooms and room capacity in Q2 of 2015-2017

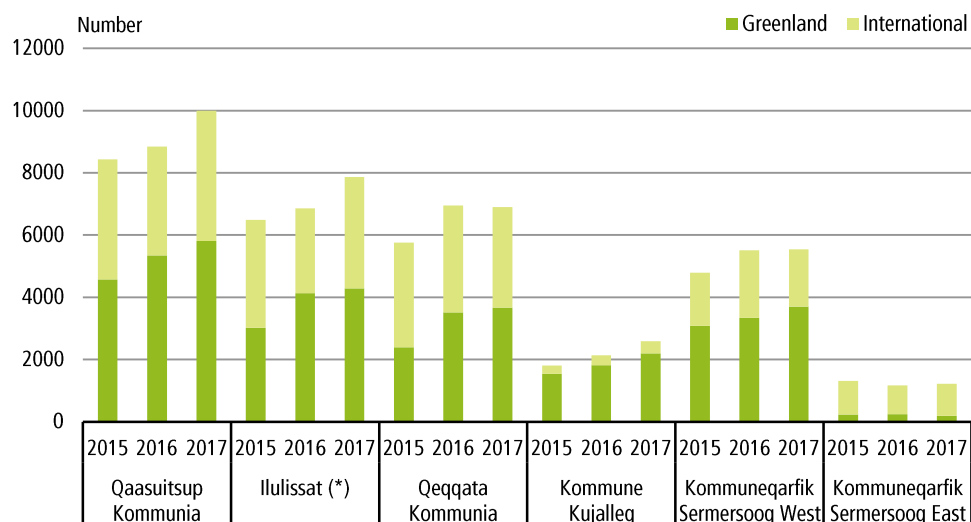


Source: bank.stat.gl/tuehot

Overnight stays in 2nd quarter of 2017

There is an increase of 6.7 pct. in number of nights compared with the same period in 2016. It is primarily guests of Greenlandic nationality who have stayed at hotels in Q2. There is a significantly higher proportion of overnight stays by foreign guests in Ilulissat than in the other regions, in the Q2 of 2017.

Figure 2. Number of overnight stays by nationality, Q1 of 2015-2017

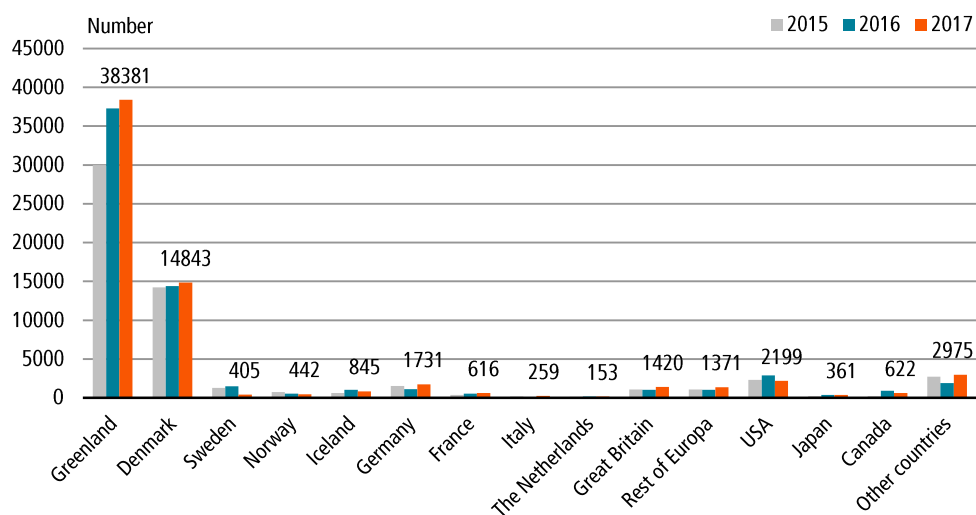


Source: bank.stat.gl/tuehot

Overnight guests in 2nd quarter of 2017

There is an increase of 2.4 pct. in the number of nights compared with the same period in 2016. The largest increase has occurred among guests of German nationality and Other countries, which ended at 1,731 and 2,975, respectively, in the Q2 of 2017.

Figure 3. Number of arriving guests by nationality, Q2 of 2015-2017



Source: bank.stat.gl/tuekap

Signatur forklaring:

- ... Oplysninger foreligger ikke
- .. Oplysninger for usikre til at angives eller diskretionshensyn
- . Tal kan efter sagens natur ikke forekomme
- 0 Mindre end halvdelen af den anvendte enhed
- Nul
- * Foreløbigt eller anslået tal

Eventuel henvendelse

Silvia Rodríguez
E-mail: siro@stat.gl

Tourism

Grønlands Statistik
Postboks 1025 · 3900 Nuuk
Tlf.: +299 34 57 70 · Fax: +299 34 57 90
www.stat.gl · e-mail: stat@stat.gl

